

# MEDIUM INTENSITY

## MEDIUM INTENSITY OBSTRUCTION LIGHT



According to Annex 14 of ICAO regulations, Medium Intensity Obstruction Lights (MIOL) should be used to warn the presence of obstacles with an height between 45m and 150m, such as telecommunication towers, wind turbines, chimneys, cranes, buildings and other structures.

Medium Intensity Obstruction Lights include three type of beacons, with different characteristics and uses:

- MIOL, Type A (intensity 20.000cd, day-mode white flashing; 2.000cd, night-mode white flashing) should be used alone;
- MIOL, Type B (intensity 2.000cd, night-mode red flashing) should be used either alone or in combination with Low Intensity Obstacle Lights, Type B or Type E;
- MIOL, Type C (intensity 2.000cd, night-mode red steady burning) should be used either alone or in combination with Medium Intensity Obstacle Lights, Type AC.


LUXSOLAR offers to its customers also DUAL type beacons in the same light fixture, suitable to be used during the day (with white LEDs) and during the night (with red LEDs); these beacons are:

- DUAL MIOL, Type AB (intensity 20.000cd, day-mode white flashing; 2.000cd, night-mode red flashing) should be used in combination with Low Intensity Obstacle Lights, Type B or Type E;
- DUAL MIOL, Type AC (intensity 20.000cd, day-mode white flashing; 2.000cd, night-mode red steady burning) should be used in combination with Medium Intensity Obstacle Lights, Type C.



# MEDIUM INTENSITY

## MIOL-B/MIOL-C



**note: electronic beacon driver in a separate enclosure**

\*as option

**IP66**



LUXSOLAR L864-LXS-200 Medium Intensity Obstruction Light is **compliant to ICAO** (Medium Intensity - Type B or C), **FAA** (Type L-864), **ENAC** and **EASA** certified.

With a **compact body**, high quality and **ultra-bright LEDs**, **customized lenses** and **patented shape for optimum light emission and beacon cooling** LUXSOLAR MIOL-B/C-LXS-200 product is the most **up-to-dated** and **technologically advanced Aircraft Warning Light**.

This LED device is designed to **not contain any electronic component** (that is available in a separate control local panel): a huge **advantage in terms of increased life-time and suitability to all environments** (beacons can stand extreme weather conditions) and in terms of an easy maintenance (in case of maintenance or periodic checks on electronic components, these can be done at ground or easily accessible levels).

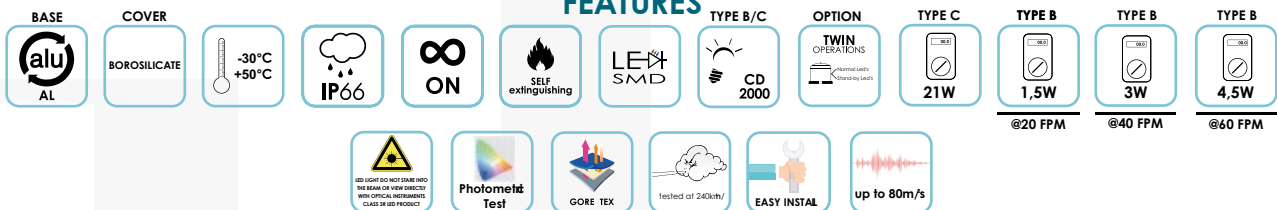
### CERTIFICATION



### COMPLIANCE



### FEATURES



### TYPICAL APPLICATION



# MEDIUM INTENSITY

## MIOL-B and MIOL-C TECHNICAL SPECIFICATIONS

### OPTICAL FEATURES

- Based on LED technology
- RED light 2.000cd
- Flashing (MIOL-B) or Steady (MIOL-C)
- Cd emission @ -0,5° and +4°
- Horizontal beam radiation: 360°
- Vertical beam spread: 4°
- PMMA lens
- Light output alignment device

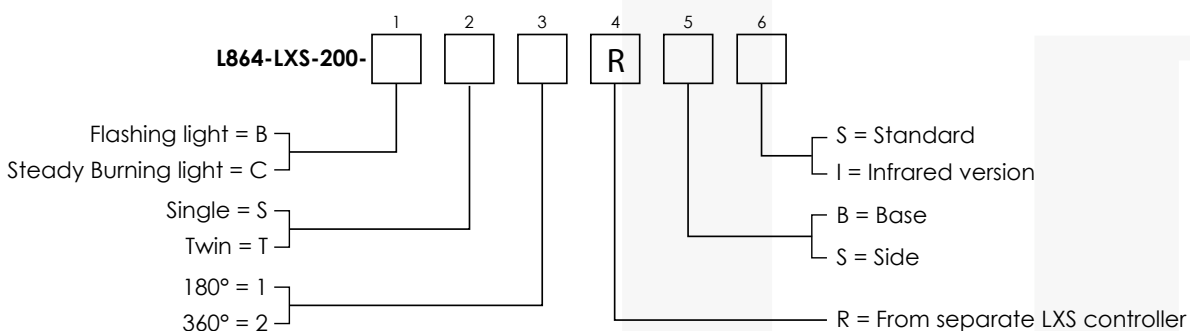
### MECHANICAL FEATURES

- Anodised aluminium body, painted RAL7035
- Borosilicate glass cover protection
- Silicon rubber, VMQ
- Base wind collector and internal heat sink for optimum cooling
- Degree of protection: IP66
- Anti-condensation Gore-Tex valve
- Operating temperature: -30°C to +50°C
- Lamp unit weight: 6kg
- SS304 beacon support bracket
- Equipped with separate control box for beacon power supply

### ELECTRICAL FEATURES

- Power supply by LUXSOLAR remote control panel (see dedicated datasheet for panel):
  - 12/24 VDC;
  - 48 VDC;
  - 115/230VAC;
  - Other power supply range available;
- Average power consumption for MIOL-B (flashing):
  - @20fpm: 1,5W
  - @40fpm: 3W
  - @60fpm: 4,5W
- Average power consumption for MIOL-C (Steady Burning): 21W
- Peak power consumption MIOL-B/C: 30VA
- LED feeded at constant current
- No RF-radiations
- Range section of connectable conductors: 0,5mm<sup>2</sup> to 2,5mm<sup>2</sup>
- Cable outer diameter range: 7mm to 14mm

### ORDER CODE



### OPTIONS

- LUXSOLAR Cloud Monitoring System
- TWIN version: two separate LED circuits in the same fixture (normal + stand-by)

### APPLY TO

- ATC tower
- Stack
- High building
- Chimney
- Tower crane
- Pipe line
- Bridge
- Transmission line
- Radio and television tower
- Wind turbine
- Wind mast measurement
- Radar
- Antenna

### CERTIFICATIONS

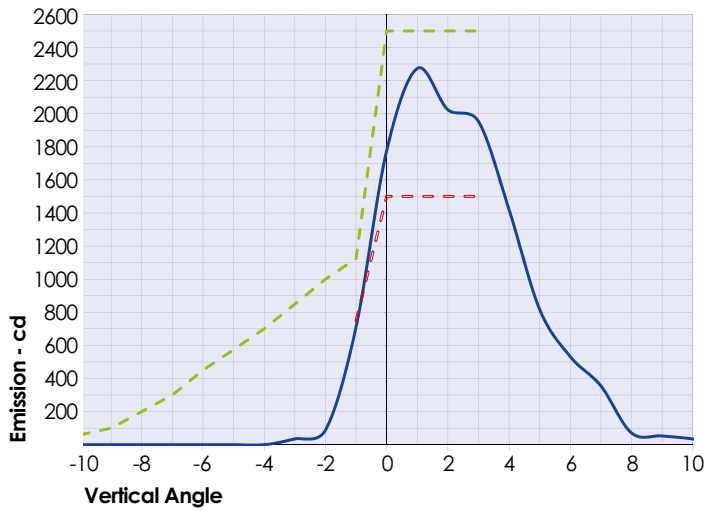
- DGAC/STAC approval nr. 2013A037
- ENAC approval nr. 0135182/ENAC/CIA
- EASA test report (EN17025 laboratory) nr. 326-QL20-R09/R10
- FAA test report (EN17025 laboratory) nr. 880-QL18-R03
- CE marking

### COMPLIANCE

- ICAO Aerodromes - Annex 14 Vol. 1, Ch.6: Medium intensity, Type B flashing obstacle light MIOL-B type or Type C steady burning obstacle light MIOL-C type;
- FAA AC150/5345-43; E.B. #67 type L-864;
- EASA Aerodromes Design - CS-ADR-DSN, Ch.Q: Medium intensity, Type B flashing obstacle light MIOL-B type or Type C steady burning obstacle light MIOL-C type

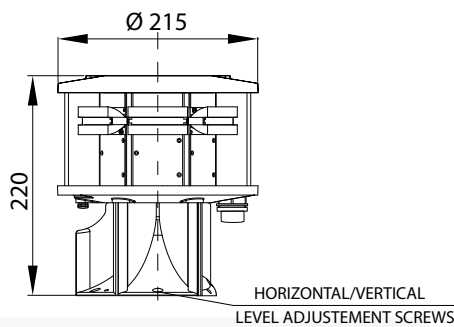
# MEDIUM INTENSITY

## MIOL-B and MIOL-C TECHNICAL SPECIFICATIONS

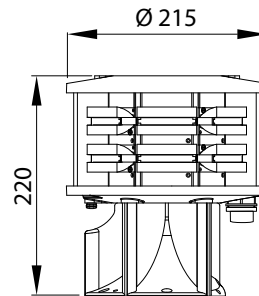


- L864-LXS-B/C average emission level at 90°C ambient temperature
- - - ICAO ANNEX 14 medium intensity type B/C Min. Required Intensity
- - - ICAO ANNEX 14 medium intensity type B/C Max. Required Intensity

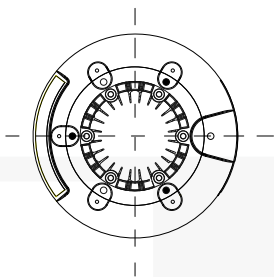
SINGLE VERSION  
SIDE VIEW



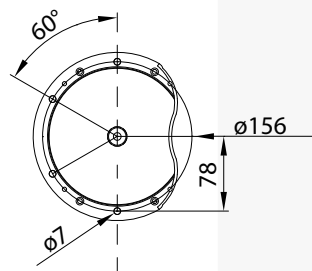
TWIN VERSION  
SIDE VIEW



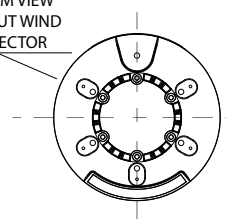
TOP VIEW



BOTTOM VIEW



BOTTOM VIEW  
WITHOUT WIND  
COLLECTOR



FIXING DETAILS SIDE  
(not scale)

