

MEDIUM INTENSITY OBSTRUCTION LIGHT



According to **Annex 14 of ICAO regulations**, **Medium Intensity Obstruction Lights (MIOL)** should be used to **warn the presence of obstacles with an height between 45m and 150m**, such as telecommunication towers, wind turbines, chimneys, cranes, buildings and other structures.

Medium Intensity Obstruction Lights include three type of beacons, with different characteristics and uses:

- MIOL, **Type A (intensity 20.000cd, day-mode white flashing; 2.000cd, night-mode white flashing)** should be used alone;
- MIOL, **Type B (intensity 2.000cd, night-mode red flashing)** should be used either alone or in combination with Low Intensity Obstacle Lights, Type B or Type E;
- MIOL, **Type C (intensity 2.000cd, night-mode red steady burning)** should be used either alone or in combination with Medium Intensity Obstacle Lights, Type AC.

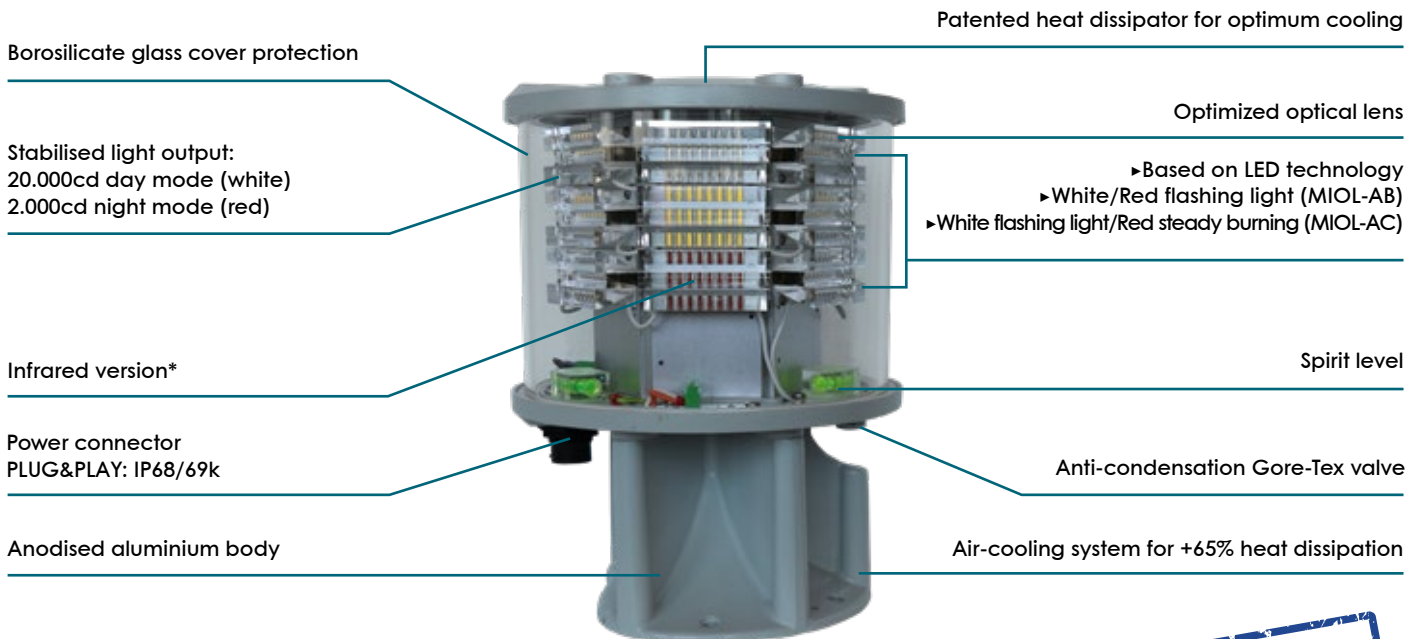
LUXSOLAR offers to its customers also **DUAL type beacons in the same light fixture, suitable to be used during the day (with white LEDs) and during the night (with red LEDs)**; these beacons are:

- DUAL MIOL, **Type AB (intensity 20.000cd, day-mode white flashing; 2.000cd, night-mode red flashing)** should be used in combination with Low Intensity Obstacle Lights, Type B or Type E;
- DUAL MIOL, **Type AC (intensity 20.000cd, day-mode white flashing; 2.000cd, night-mode red steady burning)** should be used in combination with Medium Intensity Obstacle Lights, Type C.



MEDIUM INTENSITY

MIOL-AB/MIOL-AC



note: electronic beacon driver in a separate enclosure

*as option

IP66



LUXSOLAR L864/L865-LXS-200 Medium Intensity Obstruction Light is compliant to ICAO and EASA (Medium Intensity - Type AB and AC), FAA (Type L-864/L-865) and ENAC certified.

With a compact body, high quality and ultra-bright LEDs, customized lenses and patented shape for optimum light emission and beacon cooling LUXSOLAR MIOL-AB/AC-LXS-200 product is the most up-to-dated and technologically advanced Aircraft Warning Light.

This LED device is designed to not contain any electronic component (that is available in a separate control local panel): a huge advantage in terms of increased life-time and suitability to all environments (beacons can stand extreme weather conditions) and in terms of an easy maintenance (in case of maintenance or periodic checks on electronic components, these can be done at ground or easily accessible levels).


CERTIFICATION



COMPLIANCE



FEATURES



TYPICAL APPLICATION



MEDIUM INTENSITY

MIOL-AB and MIOL-AC TECHNICAL SPECIFICATIONS

OPTICAL FEATURES

- Based on LED technology
- 20.000cd day mode, WHITE light
- 2.000cd night mode, RED light
- Cd emission @ -0,5° and +4°
- Horizontal beam radiation: 360°
- Vertical beam spread: 4°
- PMMA lens
- Light output alignment device

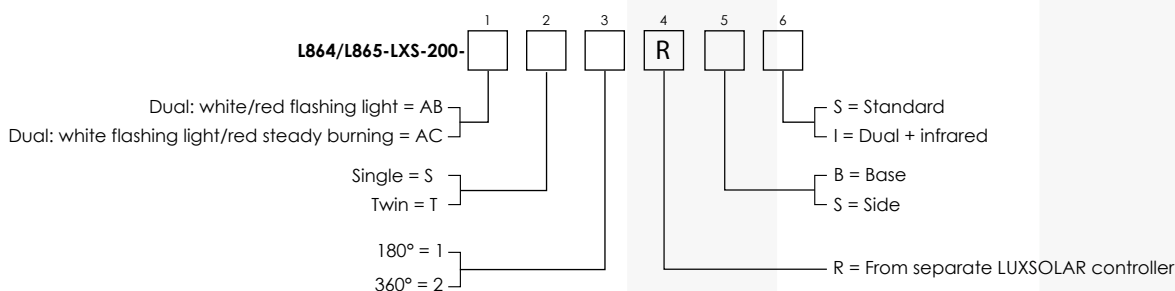
MECHANICAL FEATURES

- Anodised aluminium body, painted RAL7035
- Borosilicate glass cover protection
- Silicon rubber, VMQ
- Base wind collector and internal heat sink for optimum cooling
- Degree of protection: IP66
- Anti-condensation Gore-Tex valve
- Operating temperature: -30°C to +50°C
- Lamp unit weight: 7kg
- SS304 beacon support bracket
- Equipped with separate control box for beacon power supply

ELECTRICAL FEATURES

- Power supply by LUXSOLAR remote control panel (see dedicated datasheet for panel):
 - 24 VDC;
 - 48 VDC;
 - 115/230VAC;
 - Other power supply range available;
- Average power consumption:
 - @20fpm day mode: 45W (MIOL-AB/MIOL-AC)
 - @20fpm night mode: 10W (MIOL-AB)
 - @40fpm day mode: 110W (MIOL-AB/MIOL-AC)
 - @40fpm night mode: 12W (MIOL-AB)
 - @60fpm day mode: 160W (MIOL-AB/MIOL-AC)
 - @60fpm night mode: 16W (MIOL-AB)
 - night mode (steady burning) MIOL-AC: 50W
- Peak power consumption MIOL-AB/AC: 600VA
- LED feeded at constant current
- No RF-radiations
- Range section of connectable conductors: 0,5mm² to 2,5mm²
- Cable outer diameter range: 7mm to 14mm

ORDER CODE



OPTIONS

- LUXSOLAR Cloud Monitoring System
- TWIN version: two separate LED circuits in the same fixture (normal + stand-by)
- IR Wavelength - 850nm

APPLY TO

- Airport
- Stack
- High Building
- Chimney
- Tower crane
- Pipe line
- Bridge
- Transmission line
- Radio and television tower
- Wind turbine
- Wind mast measurement
- Radar
- Antenna

CERTIFICATIONS

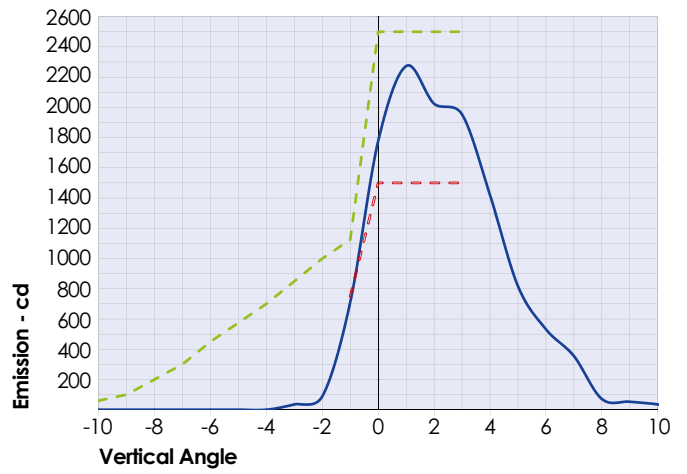
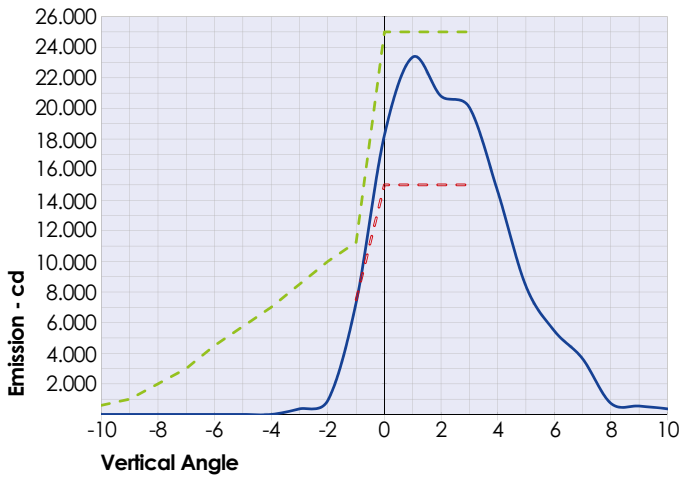
- DGAC/STAC approval nr. 2013A037/ 2013A038
- ENAC approval nr. 0135182/ENAC/CIA
- CE marking

COMPLIANCE

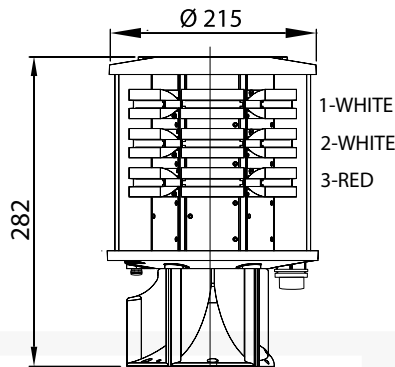
- ICAO Aerodromes - Annex 14 Vol.1, Ch. 6: Medium intensity, Type AB/AC
- FAA AC150/5345-43 E.B. #67 Lamp type Dual L-864/L-865
- EASA Aerodromes Design - CS-ADR-DSN, Ch.Q: Medium intensity, Type AB/AC flashing obstacle light MIOL-AB/AC type

MEDIUM INTENSITY

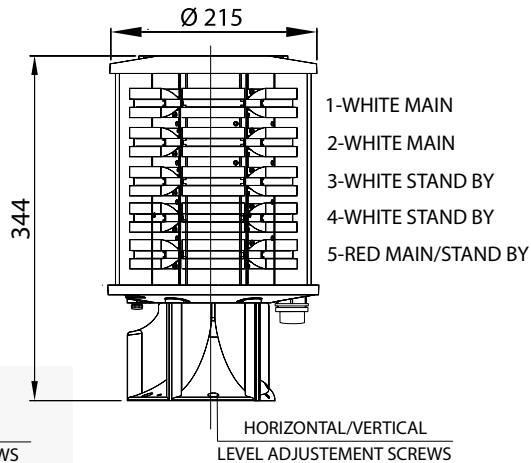
MIOL-AB and MIOL-AC TECHNICAL SPECIFICATIONS



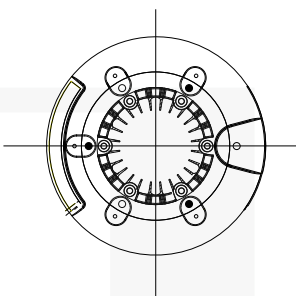
SIDE VIEW
SINGLE VERSION



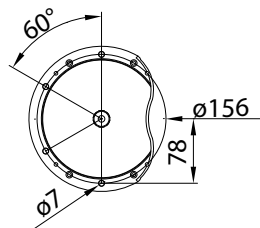
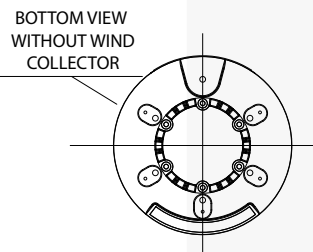
SIDE VIEW
TWIN VERSION



TOP VIEW



BOTTOM VIEW



FIXING DETAILS SIDE
(not scale)

